

101: CAREER TECHNICAL EDUCATION



WHAT IS CAREER TECHNICAL EDUCATION?

Career Technical Education (CTE) prepares learners for college and careers by providing academic and technical skills needed to succeed in the workforce at the secondary and postsecondary levels.¹

CTE aligns education and the workforce to ensure that today's students are learning the skills needed in the competitive job market. Nearly 60 percent of companies report having difficulty filling job openings because of a lack of qualified applicants, which can cost a company upwards of \$800,000 each year in lost productivity and recruitment.² CTE addresses this gap by offering specialized courses and the opportunity to participate in internships, hands on training and other work-based learning.

WHO PARTICIPATES IN POSTSECONDARY CTE?

In the 2017-2018 academic year, approximately 2.6 million postsecondary learners were enrolled in CTE programs. About 40 percent of CTE postsecondary students are considered economically disadvantaged and 40 percent of CTE postsecondary students are students of color.³

2.6 Million

postsecondary learners in CTE programs

40%

are economically disadvantaged



40%

are students of color



¹ <https://careertech.org/cte>

² https://cte.careertech.org/sites/default/files/UnderstandingPerkins_Updated2019.pdf

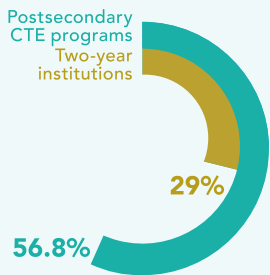
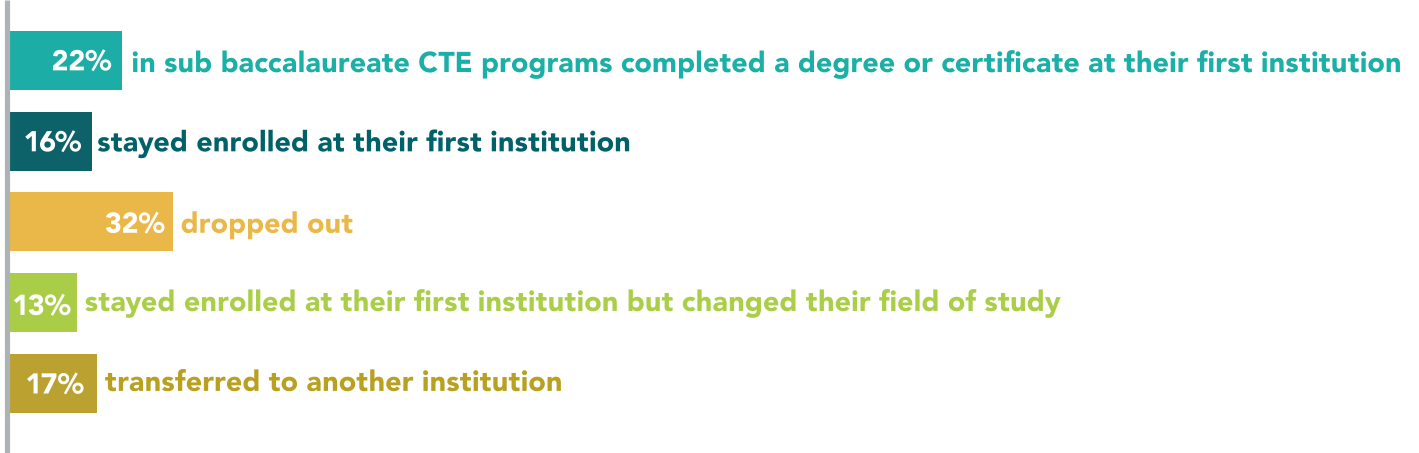
³ <https://perkins.ed.gov/pims/DataExplorer/CTEParticipant>

Note: includes two or more races, Asian, American Indian or Alaskan Native, Black or African American, Hispanic/Latino, and Native Hawaiian or Other Pacific Islander

⁴ <https://files.eric.ed.gov/fulltext/ED583036.pdf>

OUTCOMES FROM CTE PROGRAMS

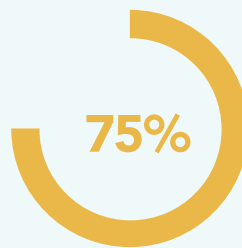
Within three years of beginning postsecondary education:⁴



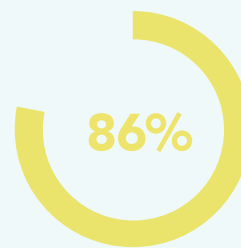
Average completion rate of students in:⁵



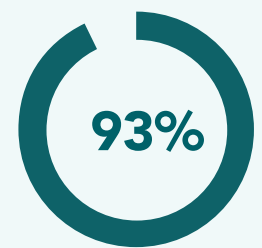
Percent of students who take a CTE concentration in secondary school who enroll in postsecondary education upon graduation⁷



Percent of Pell recipients who complete their CTE credential⁶



Percent of adult learners concentrating in CTE who become employed or continue their education within six months of program completion⁸



The national graduation rate for students who take a concentration of CTE courses⁹

⁵ https://cte.careertech.org/sites/default/files/CTE_Attainment_Goals_2018%20.pdf

⁶ <https://files.eric.ed.gov/fulltext/ED583036.pdf>

Note: includes those that transferred to another institution and those that did not transfer to another institution

⁷ <http://www2.ed.gov/rschstat/eval/sectech/nacte/career-technical-education/interim-report.pdf>

⁸ Only includes states that report data on adult CTE learners to the U.S. Department of Education. Retrieved from <https://perkins.ed.gov/pims/DataExplorer/Performance>

⁹ https://cte.careertech.org/sites/default/files/UnderstandingPerkins_Updated2019.pdf

HOW IS CTE FUNDED?

In 2018, the Strengthening Career and Technical Education for the 21st Century Act (Perkins V) reauthorized the Carl D. Perkins Career and Technical Education Act. Perkins is the largest source of federal funding for CTE, and is administered by the U.S. Department of Education. Perkins funds are distributed based on a formula that takes into account poverty and population to distribute funds from the federal government to states, and from states to local communities.¹⁰

States and local communities can use Perkins funds to support activities, such as:

-  Develop new and innovative programs of study;
-  Professional development and technical assistance;
-  Career exploration, guidance and advisement;
-  Data collection and analysis; and
-  Implementation and continuous improvement of existing programs of study.¹¹

In FY2019, Congress allocated about \$1.27 billion toward CTE programs.¹²

RETURN ON INVESTMENT IN CTE

In 2018, Washington received a return of seven dollars for each dollar invested in CTE at the high school level, and 81 percent of students were employed or continuing their education after finishing the program.¹³ Also, between two and three years after leaving the CTE program, employment for secondary CTE completers in Washington was 8.4 percent higher than for non-CTE students.¹⁴

In Tennessee, CTE produces two dollars for every dollar invested, and at the secondary level, CTE program completers account for more than \$13 million in annual tax revenues.¹⁵

¹⁰ Ibid.

¹¹ Ibid.

¹² <https://cte.ed.gov/grants/state-allocations>

¹³ <http://www.wtb.wa.gov/CTE2019dashboard.asp>

¹⁴ http://albany.k12.or.us/media/2017/02/roi-cte-doc_070215.pdf

¹⁵ https://www.acteonline.org/wp-content/uploads/2018/03/CTE_Today_Fact_Sheet2.pdf

¹⁶ https://www.acteonline.org/wp-content/uploads/2018/03/CTE_Works_Research-January2018.pdf

For more information about Higher Learning Advocates' and Advance CTE's work on Career Technical Education please contact **Emily Bouck West**, Deputy Executive Director, Higher Learning Advocates at ebouckwest@higherlearningadvocates.org or **Kim Green**, Executive Director, Advance CTE at kgreen@careertech.org.